


JANOME BULLETIN

Quilt Maker
Memory Craft 15000

5. Professional Grade Foot (HP) and Professional Grade Needle Plate (HP)

This is a set comprised of a slim and compact presser foot and special matching needle plate. The foot utilizes the left side feed dogs.



Point 1 When the Professional Grade Needle Plate is attached, the screen for the Professional Grade Foot (HP) stitches is automatically displayed

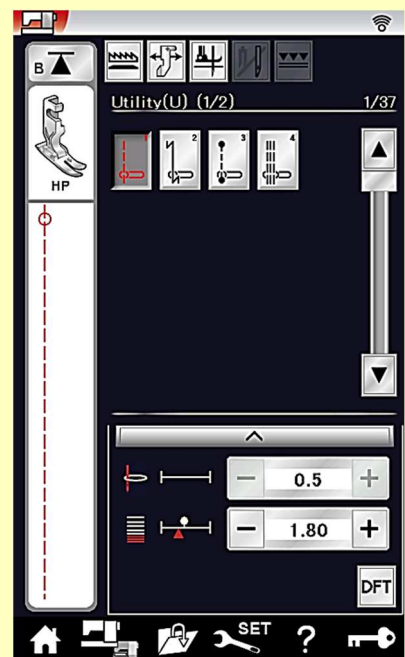
A sensor under the needle plate detects the plate and automatically changes to the correct screen. Very convenient and safe, with the needle position fixed at 0.5.

*Professional grade foot and needle plate can be used with MC15000 version 2.11 or earlier when you purchase the Quilt Maker Accessory Kit and update your machine to Quilt Maker.



Point 2 The narrow foot is good for small turns

Utilize this narrow gauge industrial type foot for curves and precise topstitching and experience the great ease of control and superior visibility it offers.

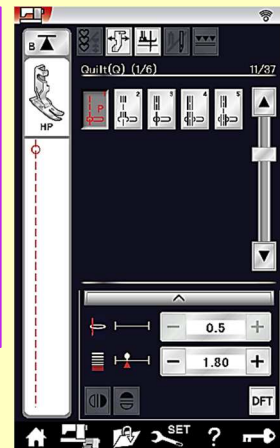



Point 3 By matching the edge of the foot against the edge of the fabric, you can sew a 1/4" seam allowance!

It's sized perfectly for creating 1/4" seams. This foot will surely become a go-to item for accurate piecing even for curves and small pieces of fabric!

*When piecing, change the stitch length to 1.5-2.0 (the recommended stitch length for piecing is 1.8).

2017/8/7
JTM-1037




JANOME

JANOME BULLETIN

Memory Craft 9400 QCP
Memory Craft 6700P

Professional Grade Foot (HP) and Professional Grade Needle Plate (HP)

This is a set comprised of a slim and compact presser foot and special matching needle plate. The foot utilizes the left side feed dogs.



Point 1 When the Professional Grade Needle Plate is attached, the stitches for the Professional Grade Foot (HP) is automatically displayed

A sensor under the needle plate detects the plate and automatically changes to the correct screen. Very convenient and safe, with the needle position fixed at 0.5.



Point 2 The narrow foot is good for small turns

Utilize this narrow gauge industrial type foot for curves and precise topstitching and experience the great ease of control and superior visibility it offers.



Point 3 By matching the edge of the foot against the edge of the fabric, you can sew a $\frac{1}{4}$ " seam allowance!

It's sized perfectly for creating $\frac{1}{4}$ " seams. This foot will surely become a go-to item for accurate piecing even for curves and small pieces of fabric!

*When piecing, change the stitch length to 1.5-2.0 (the recommended stitch length for piecing is 1.8).



2017/8/7
JTM-1039

JANOME