

# JANOME BULLETIN

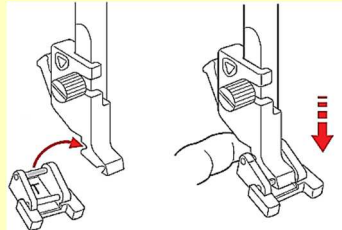
Quilt Maker

Memory Craft 15000

## 2. Variable Zigzag Open-toe Foot (QZ)

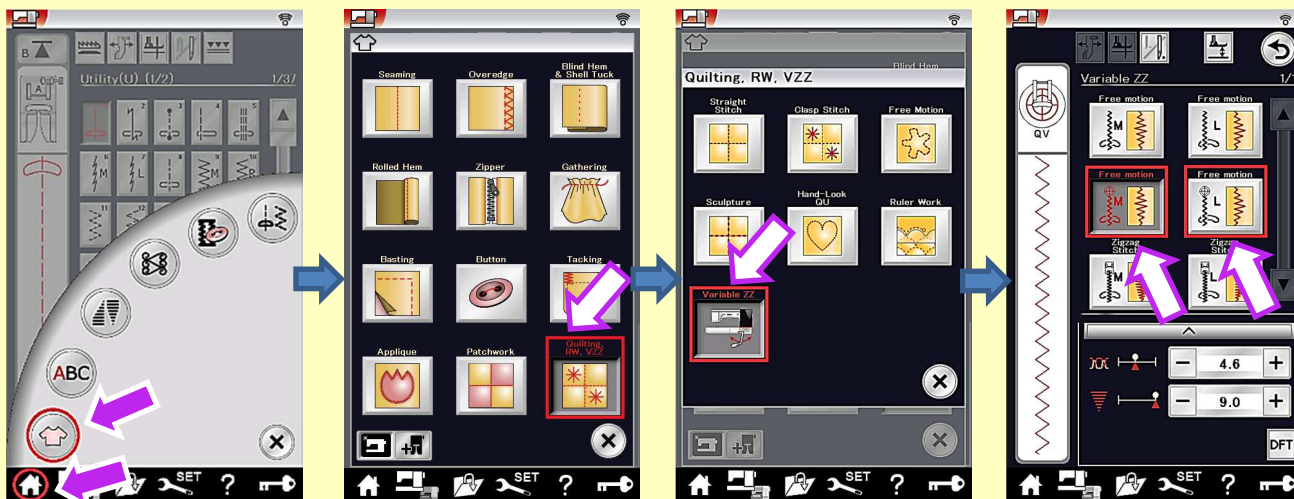
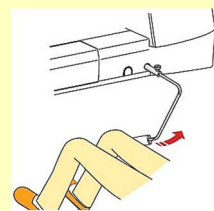
The open-toe variable zigzag foot makes an appearance! Since the front of the foot is large and open, the area around the needle is easy to see, making detailed work easier.

\*The attachment method for this foot is the same as the button sewing foot (T).



### Point 1 Combining straight lines and zigzag in your work

The variable zigzag page in Sewing Applications has some convenient settings for variable zigzag sewing. The two stitches in the middle of the page are suitable for this foot.



### Point 2 Even better visibility!

As the front of the foot is wide open, the area around the needle is very easy to see. Ideal for sewing detailed areas and layered stitch finishing.

Note 1: Sew at slow speeds.

Note 2: When using a fabric that puckers, be sure to use iron-on stabilizer or quilt batting. (not sticker type) We recommend that you use the foot for flat parts that contain no basting.

Note 3: The QV foot is recommended for bulky fabric.



2017/8/7  
JTM-1034

**JANOME**