

JANOME BULLETIN

1/2

Memory Craft 15000
SKYLINE S9

AcuSketch V2.00

For all embroidery sewing machines with JEF+ compatibility!

AcuSketch has been updated and now contains new user-friendly features. The 4 main update points are as follows:



Point 1 Export function for embroidery designs

You can send your created design to Memory Craft 15000 and SKYLINE S9 via Wi-Fi OR export the design to other applications as a JEF+ file. This means that AcuSketch can now also be used with non-Wi-Fi capable machines. (Embroidery machines which are JEF+ compatible.)

Export to AcuEdit

Tap AcuEdit icon; AcuEdit starts and the JEF+ file which is exported from AcuSketch is displayed on the main screen.

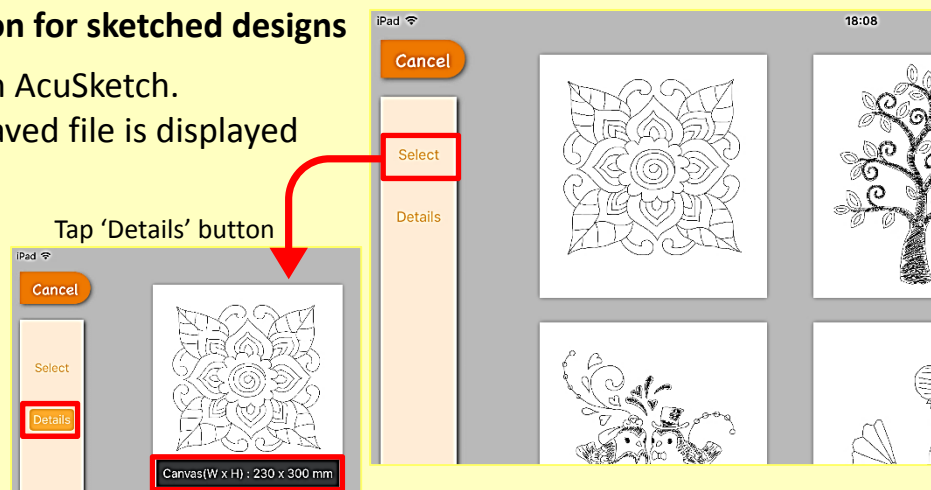
*In case of iOS9, export the design via Notes to AcuEdit.

Correspondence Application	iOS 9	iOS 10	iOS 11
Mail	Y	Y	Y
Notes	Y	Y	Y
AcuEdit	Y*	Y	Y
iCloud Drive	N	Y	Y

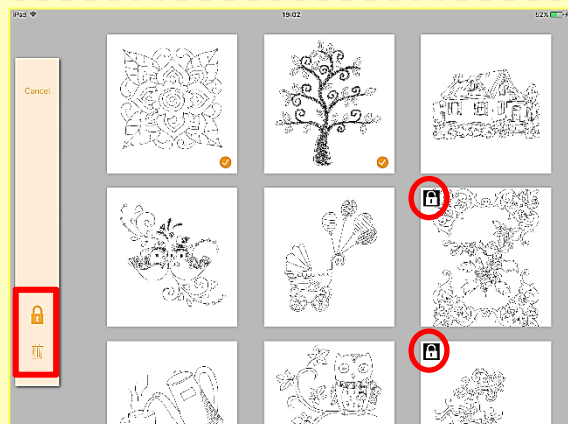
Point 2 Save function for sketched designs

Save your drawing in AcuSketch. The most recently saved file is displayed first.

The canvas sizes for each drawing are shown when you tap 'Details' button.



You can choose 'Delete' or 'Lock' for each drawing file. When you select 'Lock', it prevents accidentally deleting the file.



2017/12/22
JTM-1042

JANOME

JANOME BULLETIN

2/2

Memory Craft 15000

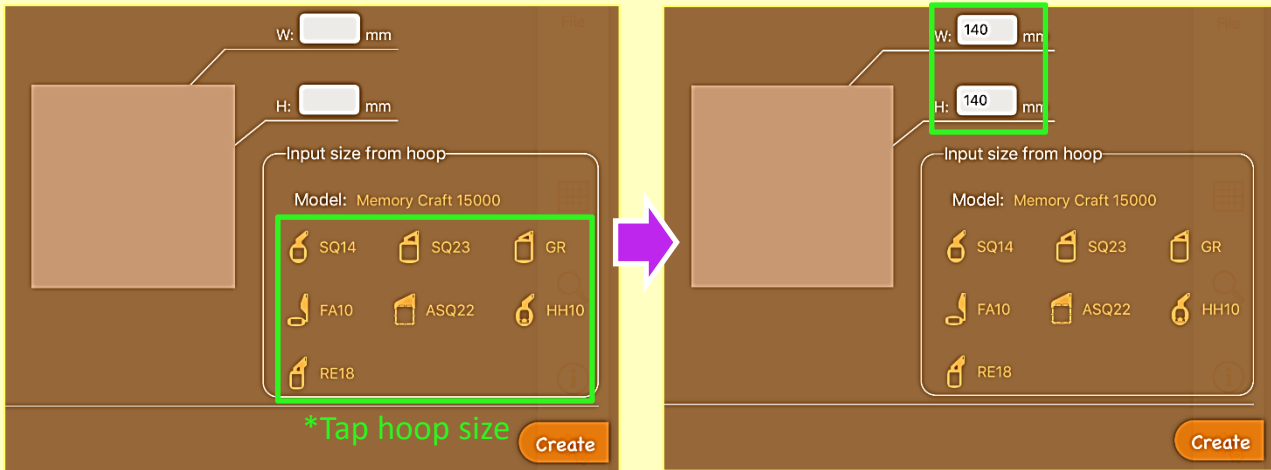
SKYLINE S9

AcuSketch V2.00

For all embroidery sewing machines with JEF+ compatibility!

Point 3 Function for inputting canvas size

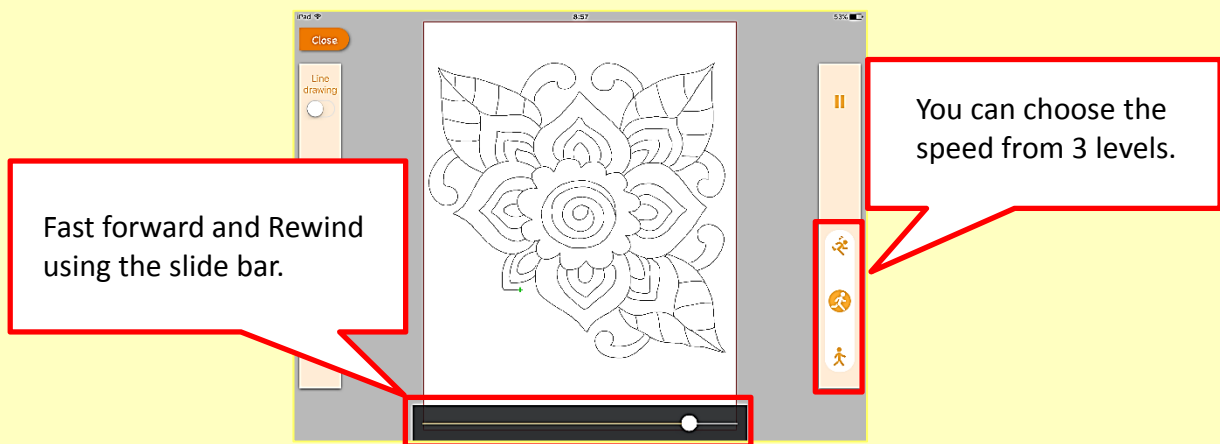
When you choose the hoop size, the size is automatically entered as canvas size.
(For MC15000 and SKYLINE S9 only)



*You can enter hoop size manually when you use other embroidery models.

Point 4 Stitch simulator

Simulate the actual embroidering of the stitches that you have created.



*Embroidery Sewing Machines with JEF+ compatibility:

Memory Craft

15000/14000/12000/11000/9900/500E/450E/400E

SKYLINE S9/atelier 9

MB-7/MB-4S/MB-4

2017/12/22
JTM-1042

JANOME