

JANOME BULLETIN

For high-speed straight stitch machines


For 9mm/7mm high shank models

* This foot cannot be used with 7mm high shank models with built-in Upper Feed Mechanism.

HD Roller Foot

An innovative new foot that can smoothly control materials such as leather and vinyl which are prone to catch. When using this foot, the base of the needle is clearly visible, making your work easier♪

* HD stands for Heavy Duty which emphasizes the durability of this foot, and its shape originates from an industrial sewing machine attachment.



Part No. :
202-418-007

Point 1 Smooth Feeding of Fabric

Because the roller holds the material while rotating, materials such as leather and vinyl are fed smoothly. Also makes sewing curves a breeze♪

Applications: Piping

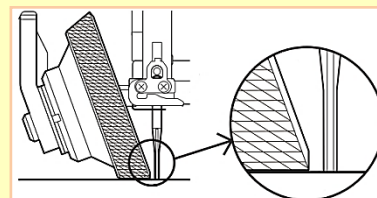
Thick piping cord can also be sewn with the needle directly beside the cord, with no interference from the foot.

* Can be used with piping cord which is 17mm or less in diameter.



Point 2 Adjust roller position relative to needle position

For great sewing results, position the roller and needle close to each other. As well as the role of holding down the fabric, this has the effect of keeping the stitch length as uniform as possible.




* With sharp curves, setting a short stitch length is also effective.

* Test sewing and then adjusting thread tension and stitch length is recommended.

Point 3 Roller part is retractable **Unique JANOME Feature!**

The roller can be retracted to the left side to make a space around the needle and allow for easier threading. The roller part can be moved while pushing the screw at the top of the foot.



Point 4 Handling of delicate materials

When working with delicate materials such as leather, enamel and vinyl, you can place a thin layer of paper between the roller and the feed dogs in order to prevent leaving marks on the material. If the pressure is too strong, scratches or damage to the roller may also occur, so adjusting foot pressure to recommended values is advised. (For recommended foot pressure for each sewing machine, please refer to the Roller foot instructions)

