

JANOME BULLETIN

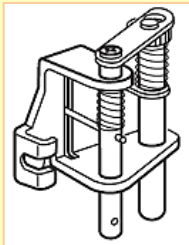
For High speed straight
stitch only machines

1/4 inch Ruler Foot

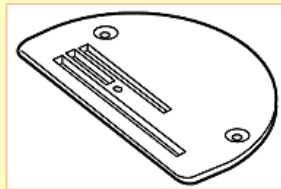
This is a JANOME's first generation ruler work foot which is invented for use with straight stitch sewing machine. Try the ruler work quilting technique moving the quilt ad ruler as a unit alongside the foot!

**Free Motion Frame Quilting Feet Set
(including 1/4" ruler foot): 767-434-005**

* The 1/4 inch ruler foot requires the following foot holder and darning plate included in the Convertible Free Motion Quilting Feet Set (767-433-004).



Foot holder



Darning plate




Point 1 Specific designed foot for ruler work

The foot was specifically designed to use with quilting ruler for ruler work. The key of the foot is 1/4" cup height which is to move smoothly alongside the quilting ruler without allowing the ruler to slide over or under the foot.

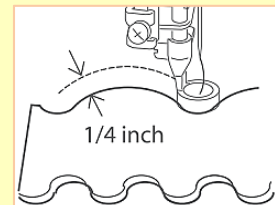
* When using the foot with the machine equipped with needle up/down button, do not lower the needle by pressing the button while the foot is raised, otherwise the needle clamp may hit the foot and cause injury or breakage.

* The needle drop position is 1/4" away from the ruler when creating quilting lines.

* Use the quilting ruler for high shank or long-arm quilting machines (4.5mm-6.35mm thickness).



Needle up/down button




Point 2 Rulers for ruler work

There are variety of quilting rulers with many shapes and sizes available in the market. Look for the rulers and find your favorite ones.



Sample quilting rulers



Complicated pattern can be created by using a ruler.

JANOME