


JANOME BULLETIN

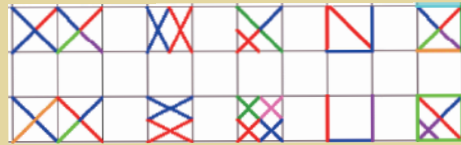
Enjoy Cross Stitch designs with Digitizer!

With Janome's new Cross Stitch option for DigitizerPro/MB V3.0, you can now create cross stitch designs with just a click. As with Easy Design, you can automatically digitize a graphics file or digitize free-hand using a selection of automated tools. You can even work stitch-by-stitch using your favorite conventional cross-stitch pattern as a backdrop to guide you.

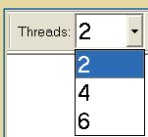


Main Features

- * Variety of cross stitches
- These cross stitches can also be combined to make your original patterns.

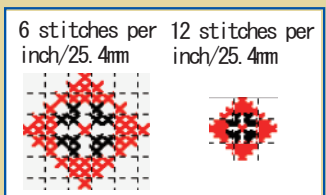


Full	Half, Quarter, Three Quarter, and Mini	Single Line	Upright	Double	Elongated Vertical/Horizontal	French Knot
General use	For making combinations, patterns and effects	For creating single lines or outlines	Stitched individually or added to full cross	For adding effects and increased density	For adding interest; more 'airy' cross stitching	For creating effects such as beading




* Fabric Count – Flexible setting of fabric count: the smaller the count, the bigger the design. You can also choose thread density from 2 (single stitch), 4 (double) and 6 (triple).

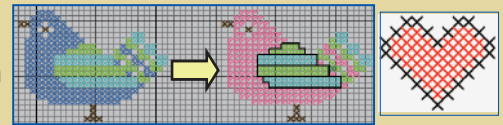
Tip: As a general rule of thumb, use 2 threads for 17 count fabric (17 stitches per inch), 4 for 11 to 13 count, and 6 for 6 to 9 count.



* Rubber Stamp – Unique tool clones a selection for re-use as a 'rubber stamp'.



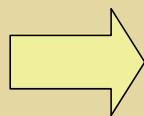

* Flood Fill - Fill closed shapes with stitches. Also change color and stitch type and add a cross stitch border or a single line border to selected areas.



* Automatic Lettering – Digitize lettering right on your design using TrueType fonts.



Janome Cross Stitch also includes many more useful digitizing tools for expanding the possibilities for stitches, lines and shapes. There is even a handy measuring tool to eliminate tricky design size calculation.



2009/3/18
JTM-1012

Turn this ...

... into this

JANOME