

JANOME BULLETIN

Convertible Even Feed Foot Set

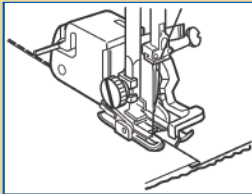
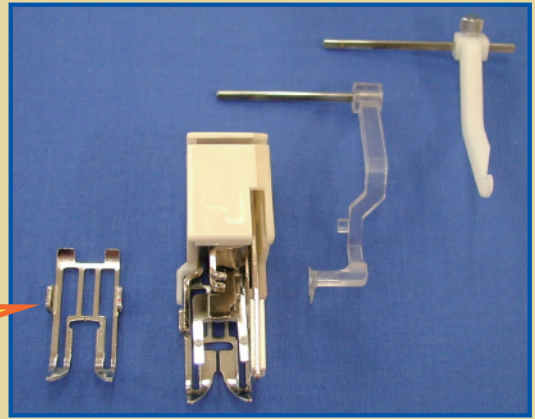
The JANOME Even Feed foot has been upgraded with more convenient features especially for quilters. The set includes the main even feed unit with a closed toe foot, a convertible open toe foot and two useful guides, and will be available in both high shank and low shank versions.

Convertible Even Feed Foot Set
(Blister package)

For Embroidery machine + High Shank
Part No.: 214516003

For Low Shank
Part No.: 214517004

NEW!

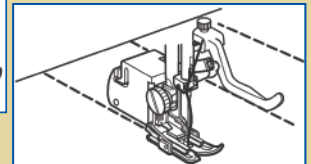
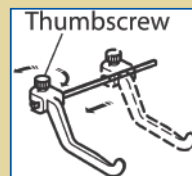


Point 1 Beautiful ditch quilting with new guide

Use the ditch quilting guide to ditch quilt your quilt top aligning the guide along seams. It is dual purpose, allowing perfect ditch quilting while feeding evenly, which is quite useful for quilting as well as being indispensable for creating ready to wear topstitching finishes with a twin needle on knits.

Point 2 Convenient adjustable quilting guide

No need to have one guide each for left and right. Loosen the thumbscrew and adjust the guide to left or right with your need and preference. By adjusting it, you can sew evenly spaced lines of stitching on your quilt without having to mark each line.

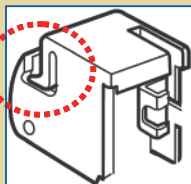
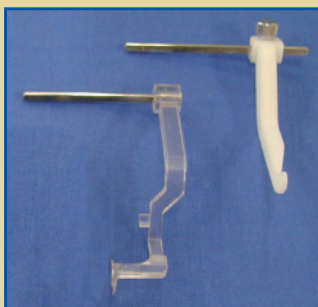
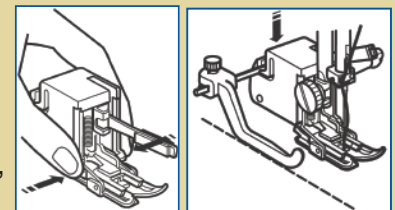


Point 3 Extra visibility with convertible open toe foot

The open toe gives more visibility around the needle and seams for more precise seam alignment.

Point 4 Easy setting

This new even feed foot is so easy to set up. Just hold and squeeze the plastic cover to exchange feet, and for the guides, just snap the bar down into the slot of the plastic cover.



Ditch Quilting Guide and Adjustable Quilting Guide
(Blister package)

Part No.: 214518005
Convertible with current models!

As the guides are compatible with all Janome even feed feet with a slot on the back of the plastic cover, a set with only the ditch quilting guide and the adjustable quilting guide will also be available for current JANOME even feed foot users.